


## Product News

### Wellwashing with precision




**Wellwash Ascent**, the new microplate washer from **Labsystems**, is the first of its kind to include an orbital shaker, resulting in improved precision and significant reductions in soaking times. The shaking is highly controlled — depending on the volume of liquid in

the wells, the Wellwash Ascent optimises the speed automatically. A highly effective twin-strip wash head provides high speed and reliability. The wash heads are quick and safe to change, with a choice of double 16- or 24-way, or single 8- or 12-way formats. Washing precision is excellent, and the residual volumes are less than 3 µl per well. The washer provides up to three buffers with fully automatic switching and purging of air or liquid. A separate liquid-management module houses the large waste reservoir and three wash reservoirs, one of which can be used either for rinsing or as another wash buffer. For research applications, a straightforward LCD screen makes programming an easy task; for routine applications, an 8-program cartridge offers the safest and fastest way to run a washing protocol.

Circle number 1 on reader response card.


### Green fluorescent filter cubes



**Olympus** has introduced four pairs of filter cubes for green fluorescent protein (GFP) for all its new **universal infinity-corrected objective** microscopes. The choice of filter cubes allows the user to pick the most suitable for their BX, IX or PROVIS AX application. Depending on the form of GFP being used, the autofluorescence behaviour of the specimen and the spectral output of the illumination can be optimised. Olympus has a range of more than 30 standard cubes for a variety of applications, and more will be offered as new techniques and fluorochromes are developed.

Circle number 2 on reader response card.

### Semi-automatic rotary microtome



The new, ergonomic design of the **Leica RM 2145** semi-motorised rotary microtome promotes comfort and user-friendliness. The key functions are all on a control panel with an adjustable inclination angle and an easy-to-read LED display. Selected section and trimming thicknesses are displayed separately. As well as full handwheel rotation for sectioning, the RM 2145 features the new 'Ergomode' rocking motion: the handwheel is moved back and forth in small increments, and the instrument detects all changes in the direction of rotation and automatically translates them into feed or retraction.

Circle number 3 on reader response card.

### In Brief

#### Detecting apoptosis

The **FluorAce** **apopain assay kit** from **BioRad** allows fast, sensitive detection of apoptosis using microplate and cuvette fluorometer methods. Results are produced in a few hours using this kit, compared with traditional methods, such as western blot assays or <sup>35</sup>S-labelled assays, which can take days. While many current methods detect the end stages of apoptosis, this kit detects apopain (caspase 3) — a derivative of the pro-enzyme CPP32 produced at the onset of apoptosis — in solution assays. All reagents are included: apopain for positive controls and apopain selective inhibitor for detecting non-specific activity.

Circle number 4 on reader response card.

#### Blunt end PCR cloning

**Boehringer Mannheim** has launched its **blunt end PCR cloning kit**, which uses the technology of Boehringer's rapid DNA ligation system to achieve fast, efficient and convenient cloning of small PCR DNA fragments (≤ 1.5 kb), as well as larger fragments of up to 10 kb. The secret lies in the specially designed suicide vector (pCAPs) containing the lethal mutant gene of the cataplast activator protein, or CAP. Ligation of the blunt-ended DNA fragment, generated from PCR or other methods, disrupts the expression of the CAP gene, resulting in only positive recombinants growing after transformation. Blunt-ended DNA fragments can be used directly for blunt end ligation to achieve high cloning efficiencies without the need for pretreatment, such as purification or polishing.

Circle number 5 on reader response card.

#### Dot and slot blotters

**Merck's** new range of **BDH dot and slot blot hybridisation manifolds** are designed primarily for DNA and RNA membrane hybridisations and antigen/antibody screening in immunological applications. Simplicity of use is a key feature in the blotters' design, with a choice of four models offering either circular dots or slots.

Circle number 6 on reader response card.

#### Versatile power supply

**Stratagene's SmartPower™ 4000** power supply can be used for any electrophoretic application. This versatile power supply has been designed to meet the high-voltage, low-current requirements needed to run DNA sequencing gels, as well as the low-voltage, high-current specifications required for horizontal DNA gels and vertical protein gels. A voltage range of 25 to 4,000 volts makes the SmartPower 4000 power supply useful for a wide variety of applications.

Circle number 7 on reader response card.